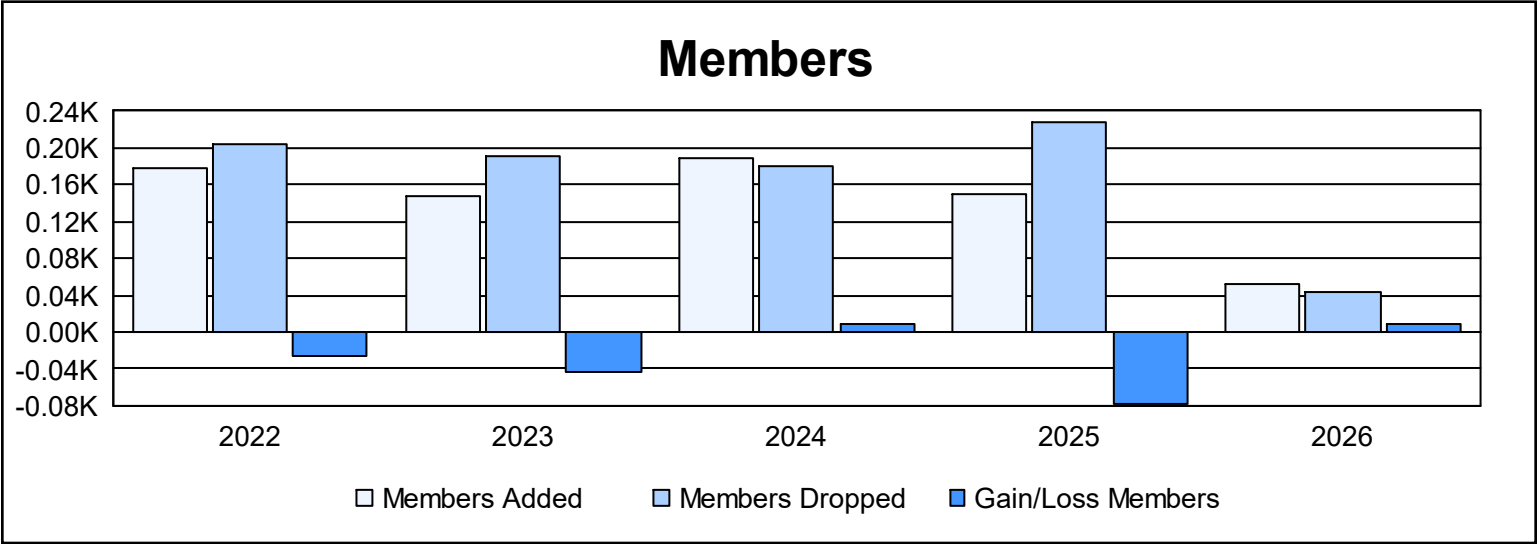
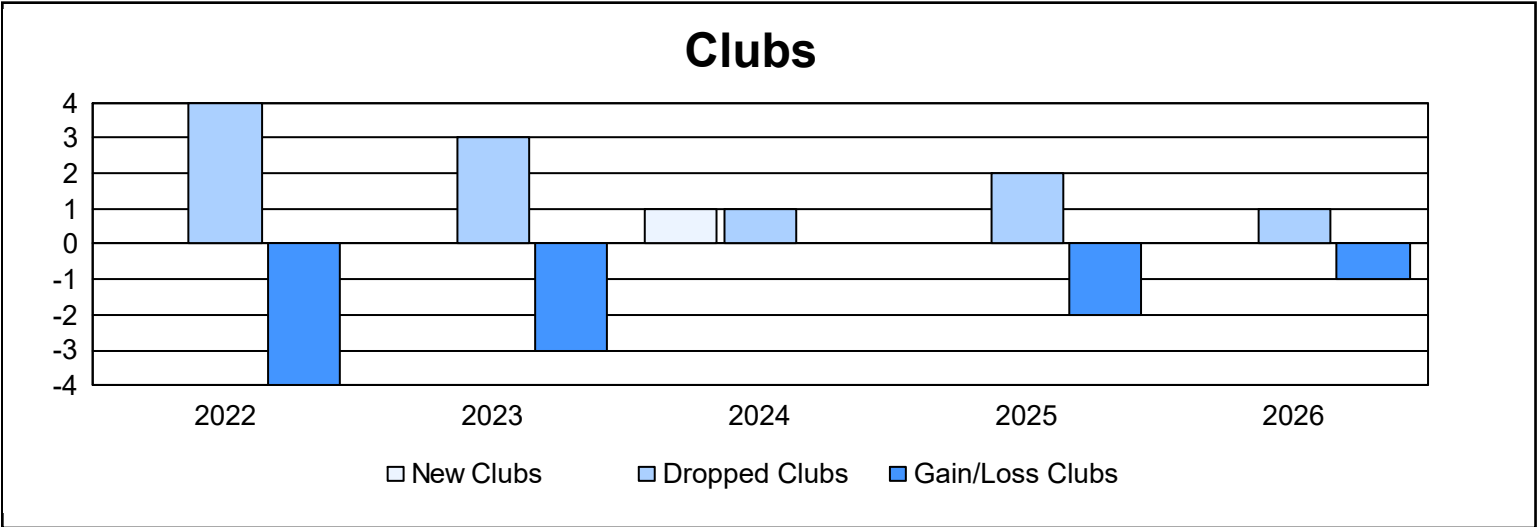
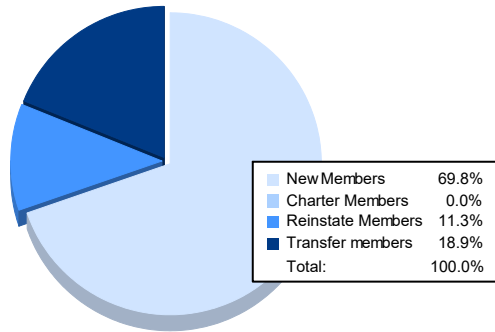


| Year | New Clubs | Dropped Clubs | Gain/ Loss Clubs | New Members | Charter Members | Reinstate Members | Transfer Members | Total Member Added | Total Members Dropped | Gain/ Loss Members |
|-----------|-----------|---------------|------------------|-------------|-----------------|-------------------|------------------|--------------------|-----------------------|--------------------|
| 2021-2022 | 0 | 4 | -4 | 132 | 2 | 3 | 40 | 177 | 204 | -27 |
| 2022-2023 | 0 | 3 | -3 | 123 | 0 | 4 | 20 | 147 | 191 | -44 |
| 2023-2024 | 1 | 1 | 0 | 131 | 24 | 7 | 26 | 188 | 180 | 8 |
| 2024-2025 | 0 | 2 | -2 | 110 | 0 | 12 | 28 | 150 | 228 | -78 |
| 2025-2026 | 0 | 1 | -1 | 37 | 0 | 6 | 10 | 53 | 44 | 9 |
| Average | 0 | 2 | -2 | 107 | 5 | 6 | 25 | 143 | 169 | -26 |



Membership Composition November 2025 Cumulative



Gender Composition November 2025 Cumulative

